

Getting the signal into a device

Here we show you different ways how to ingest audio into a laptop or smartphone.

- Basics
- Live Translation
- Guided Tours
- Silent Conferencing
- Audio Description
- Admin
- Speaker

LiveVoice works via smartphone (app) or computer (browser).

Depending on your setup, there are different ways you can get your signal into the device you are streaming with.

Version 1: Headphones to smartphone



The easiest way to use LiveVoice is by using your smartphone with headphones. You can either take your standard headphones that come with your smartphone, or get some proper headsets. They just need to have a combined microphone and headphone plug (4 pole) or work via Bluetooth.

>> [Here we have some recommendations.](#)

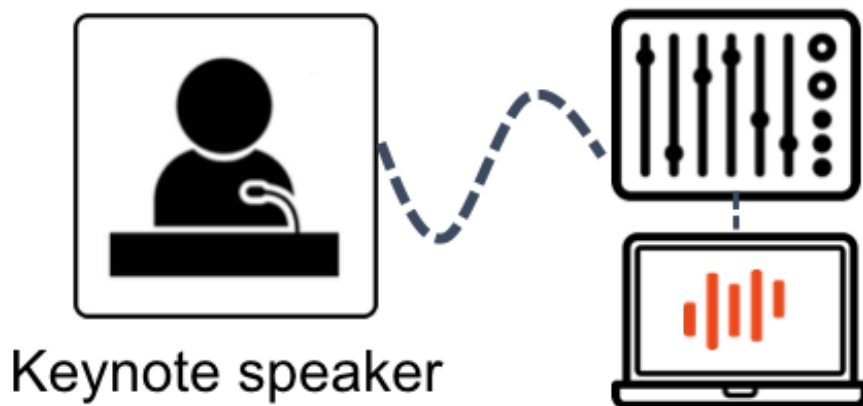
Version 2: Headphones to computer



If you use LiveVoice for translation, you will probably use it with a combined headphone/microphone set. You can get these for a very affordable price at any tech store.

>> [Here we have some recommendations.](#)


Version 3: Mixing console to computer



If you want to stream the original audio from stage, the most common way will be to get your signal from a mixing console into your laptop or PC. You usually do this with an USB audio interface, [like this one](#).



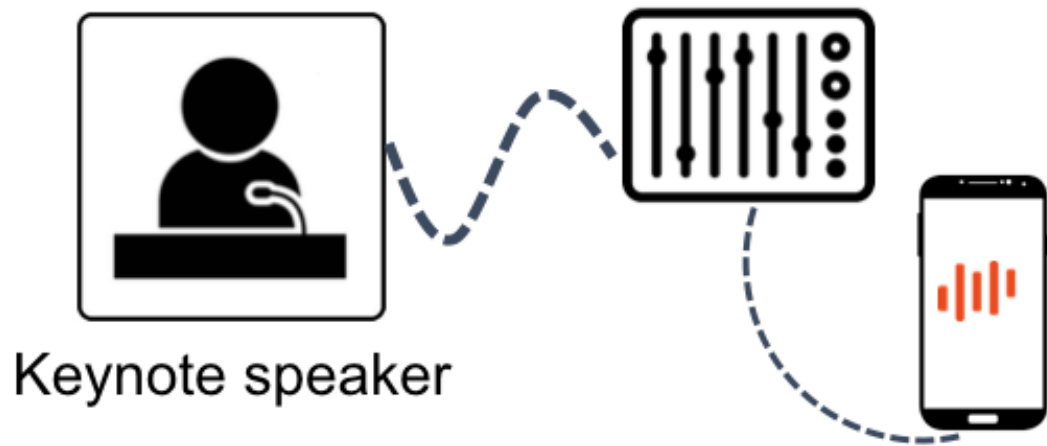
If you use the audio jack of your computer with an audio cable, make sure to use a 4 pole version, as most modern laptops use a combined in/out audio jack. If you use a 3 pole plug, the computer won't recognize it as a microphone input. You recognize the 4 pole audio jacks when they have 3 rings, as this example here:





If you only have a 3 pole audio jack on your cable (2 rings) you can make it work by getting an external USB sound card that offers separate in- and outputs. You can get them for under 10 Dollars, [like this one here on Amazon](#).

Version 4: Mixing console to smartphone



Of course, you can also use a smartphone for the transmission of original audio via a mixing console. Since smartphones will recognize an audio input only if you use a 4 pole plug, you might need an adapter from 3 to 4 poles, [like this one, which you get for a few Dollars.](#)



